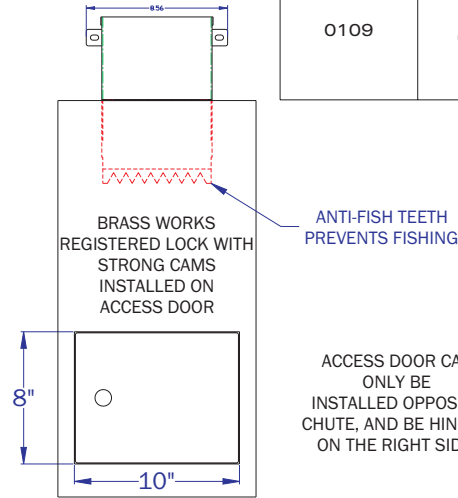


LEFT SIDE VIEW



INTERIOR VIEW

MODEL EDU INCLUDES

PART ID	DESCRIPTION
0109	LOCKED CHEST, SS HEAD, DELIVERY CHUTE, LOCK AND KEYS, SIGNS: "ENVELOPE DEPOSITORY" OR "PAYMENT DROP" & "LIFT TO DEPOSIT"

ACCESSORY OPTIONS

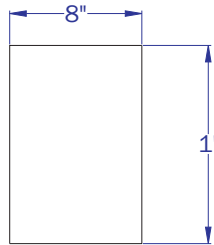
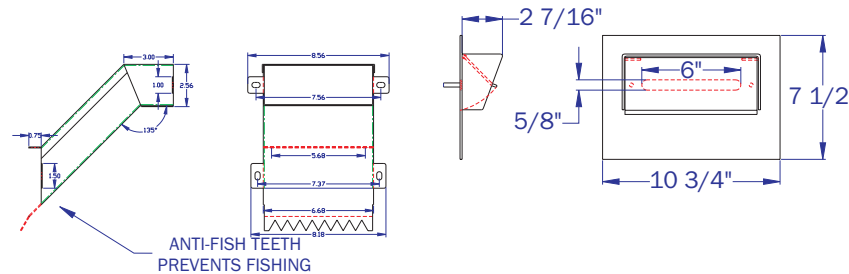
PART ID	DESCRIPTION
0110	LARGE RECEIVING CHEST 36" HIGH CHEST FOR 300+ PAYMENTS (REPLACES 24" CHEST)
0608	LOCKABLE LIFT PLATE INCLUDES LOCK BAR, PAD LOCK, AND 2 KEYS
0711	WIDE-SLOT SS HEAD 2" X 6.5" SLOT OPENING (REPLACES 5/8" OPENING)
0801	ENVELOPE HOLDER 8" X 4.5" INCHES WIDE [25 CAPACITY]
0802	ENVELOPE HOLDER 10.5" X 4.5" INCHES WIDE [25 CAPACITY]
0803	EXTRA ENVELOPE HOLDER 10.5" X 4.5" INCHES WIDE [100 CAPACITY]
0805	ENVELOPE HOLDER W/ WRITING SHELF 11" X 9.75" X 6" BLACK SIGN ON LIFT PLATE READS "ENVELOPES" [50 CAPACITY]

WALL DEPTH ELEVATIONS

ASSUMES SAME INTERIOR AND EXTERIOR GRADE

WALL DEPTH	MINIMUM CENTER LINE OF ROUGH OPENING	
	24" CHEST	36" CHEST
0"	21 5/8"	33 5/8"
2"	22 5/8"	34 5/8"
4"	23 5/8"	35 5/8"
6"	25 5/8"	37 5/8"
8"	27 5/8"	39 5/8"
10"	29 5/8"	41 5/8"
12"	31 5/8"	43 5/8"
14"	33 5/8"	45 5/8"
16"	35 5/8"	47 5/8"
18"	37 5/8"	49 5/8"
20"	39 5/8"	51 5/8"

SS HEAD & STEEL DELIVERY CHUTE DETAIL



FOOT PRINT

THE INFORMATION CONTAINED IN THIS DRAWING IS THE SOLE PROPERTY OF AMERICAN SECURITY CABINETS. ANY MISUSE IN PART OR AS A WHOLE IS STRICTLY PROHIBITED BY AMERICAN SECURITY CABINETS.

AMERICAN SECURITY CABINETS
120 6TH AVE. NORTH
ST. CLOUD, MN 56303
320-253-3044

TITLE
EDU_CUT SHEET

PART NAME
MODEL EDU

REV	DESCRIPTION	DATE	BY	TOL: UNLESS OTHERWISE SPECIFIED ANGLES: ±1° .XX±.030 .XXX±.010
	RELEASE	09-01-10	JRS	

SHEET	PART ID #	SCALE	REV
	0109	NTS	